



SCHOOL PERFORMANCE REPORT CARD

SY 2011-2012

George Washington High School
 Superintendent of Education Jon J.P. Fernandez
 SY 2011-2012 Interim Superintendent Taling Taitano
 School Principal Begoña S. Flores



CURRICULUM/RESOURCES INFORMATION

SCHOOL CHARACTERISTICS

ENROLLMENT 2622

AVERAGE DAILY ATTENDANCE 2531.95

AVERAGE DAILY MEMBERSHIP 2549.49

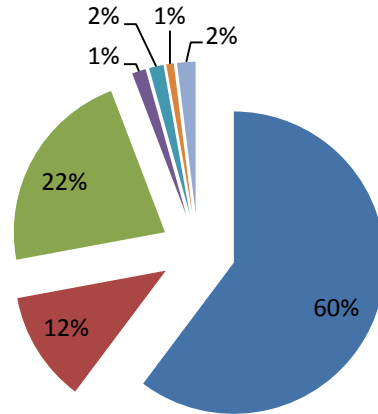
AVERAGE DAILY RATES 99%

STUDENT ENROLLMENT BY GRADE

9 TH	10 TH	11 TH	12 TH
901	746	586	389

STUDENT DEMOGRAPHICS

STUDENT ETHNIC DISTRIBUTION



- Chamorro
- Filipino
- Pac. Isl.
- Asian
- CNMI
- White
- Other

ADDITIONAL DEMOGRAPHIC INFORMATION

ENGLISH LEARNERS	39%
FREE & REDUCED LUNCH	53%
STUDENTS ELIGIBLE TO RECEIVE SPECIAL EDUCATION SERVICES	8%
STUDENT SUSPENSION RATE	19%

ADVANCED PLACEMENT (AP)/ HONORS CLASSES

- English 10, 11, 12 Honors
- US History & Am. Government Honors
- Chemistry & Physics Honors
- Human Anatomy & Physiology & Marine Biology Honors
- Trigonometry & Elementary Functions Honors

DUAL CREDIT/ENROLLMENT CLASSES

- University of Guam and Guam Community College (DEAL Program)

FOREIGN LANGUAGE CLASSES

- Spanish I and Spanish II
- Japanese I and Japanese II

FROM THE PRINCIPAL

ELECTIVE CLASSES

Business Education Cluster
 Consumer Family Sciences

APPROVED COURSES OF STUDY

Band Honors

EXTRA-CURRICULAR ACTIVITIES

- Participation in all Interscholastic Sports Disciplines
- Participation in the Department of Defense Educational Activities: Girls Volleyball, Girls and Boys Basketball

PROGRAMS

- STEM Program
- Service Learning Program
- KGW Radio Station
- Intramural Sports
- Freshman Academy

AFTER SCHOOL PROGRAMS

- Eskuelan Puengi
- GWii
- Summer School

AWARDS RECEIVED

- Six Year WASC Accreditation
- Interscholastic Championship: Football, Cross Country, Girls Wrestling, Girls Tackle Rugby, Boys Junior Varsity Rugby, Boys Junior Varsity Paddling, JV Volleyball, Varsity Volleyball, Girls Varsity Volleyball Sportsmanship Award

COMMUNITY PARTNERSHIPS

•Dept. of Public Health & Social Services & Guam Power Authority

SCHOOL PERSONNEL RESOURCES

POSITION	NO. OF EMPLOYEES	% OF TOTAL	ABSENTEE RATE	ATTENDANCE RATE
Administrators	5	3%	9%	91%
Teachers	150	75%	8%	92%
Professional/Anc	0	0	n/a	n/a
Support Staff	41	21%	8%	92%
Instructional Aides	0	0	n/a	n/a
Custodial Staff	2	1%	4%	96%
SHC	1	1%	6%	94%
Total	199			

SCHOOL- WIDE EXPENDITURES

OBJECT CATEGORY		
Salaries		\$7,416,805.18
Benefits		\$2,590,428.41
Travel		\$0
Contractual		\$216,629.12
Supplies / Materials		\$8,937.62
Equipment		\$179,740.30
Utilities		\$1,008,274.24
Capital Outlay		\$0

PROGRESS: ARE STUDENTS MAKING SUFFICIENT PROGRESS?

To compete in the global economy and with other schools across the nation and world, the government with the support of the education system needs to influence effectively the resources in the areas of science, technology, engineering and math; enhance the island's and nation's STEM workforce; increase the number of high-skills STEM jobs; and keep high school and college graduates in the STEM courses of study.

It is important to partner with the private sector to promote STEM education and careers; and voluntary cooperation among government agencies, elementary and post-secondary education systems and business and community members will contribute to the success of these efforts.

The establishment of a STEM School in the Middle and High is an important step in creating the alignment that is essential to deliver the high-quality education and workforce training needed to prepare each resident for life and work.

ENVIRONMENT: IS THE SCHOOL ENVIRONMENT SUPPORTING STUDENTS, TEACHERS & FAMILIES?

Service-learning offers a unique opportunity for students to get involved with their communities in a tangible way by integrating service projects with classroom learning. Service-learning engages students in the educational process, using what they learn in the classroom to solve real-life problems. Students not only learn about democracy and citizenship, they become actively contributing citizens and community members through the service they perform.

School spirit and student morale has increased with the KGW Radio Station and Intramurals programs at lunch time. KGW is a student-run disc-jockey that provides entertainment, dancing, and competitions for students throughout the GW campus. The intramurals program continues to see an increase in participation from students who compete with each other and with other schools in various sporting events such as volleyball, basketball, etc. These programs have contributed to the decrease in student misbehavior.

In June 2012, GWHS received certification that the school has accomplished another 6-year maximum accreditation term from the Western Association of Schools and Colleges for 2012-2018. This marks three consecutive maximum accreditation terms for the stakeholders at GWHS. The school was commended for having outstanding teachers, students, and administration. GWHS needs an articulated, professional development plan that impacts classroom instruction and will improve student achievement. More frequent reviews/analysis of assessment data needs to be done at all levels of school planning to be able to develop responsive action plans. The process of formative assessment needs to be in place for all students, providing them with clear targets, ongoing descriptive feedback, and guidance towards higher levels of performance.

OUTCOMES: WHAT STUDENTS ARE ACCOMPLISHING?

Championships (1st Place): Football, Girls Cross Country, Girls Wrestling, Girls Tackle Rugby, Boys Junior Varsity Rugby, Boys Varsity Basketball, Boys Junior Varsity Paddling, Boys Junior Varsity Volleyball, Boys Varsity Volleyball

2nd Place: Baseball, Boys Varsity Rugby, Girls Junior Varsity Paddling, Girls Varsity Paddling, Boys Varsity Paddling, Mixed Varsity Paddling, Girls Track and Field, Cheerleading Silver Medal Singapore Competition

3rd Place: Girls Varsity Volleyball, Boys Cross Country, Boys Wrestling, Girls Tennis, Boys Soccer, Girls Flag Rugby, Girls Soccer.

2012 Golden Bear National Champions

- 1st place in the Armed Exhibition, Armed Commander's Trophy, 4-Person Armed (Team 1), Unarmed Exhibition, 2-Person Unarmed, 4-Person Unarmed (Team 1)
- 2nd Place In Armed Sweepstake, Armed Regulation, 2-Person Armed
- 3rd Place in 4-Person (Team 2), Unarmed Sweepstake
- 5th Place in Armed Tap Out
- 6th Place at Unarmed Tap Out
- 8th Place at Unarmed Inspection
- 9th Place at Unarmed Regulation and 4-Person Unarmed (Team 2)
- 10 medals in armed and 7 medals in unarmed

2012 Multiple School Unit Guam Overall Champions

1st Place Winners: Eric Delfin, Bremity LakJohn, Kent Espinosa, Daryle Lee, Jonathan Rios, Jefferson, Kachuo (students); John Zillian (GCC Instructor)

Erica Respicio won 3rd place in the AGA Essay contest "What do I as a student think about government transparency and accountability."

- Special Olympics: 2 silver, 10 gold, 2 bronze, and 1 Olympian got 3 gold
- 1st Place Kadun Pika Contest (Chamorro Teacher Molly Diaz)
- 1st Place Ballroom Dancing Competition
- 5 out of 6 Top Places at Grand Poetry Slam Competition
- 8th Annual Bank of Guam 2012 Photography Contest "Our Island, Our Home" winners: Alana Chargualaf, Jamaica Legaspi, Marrahia Muna, Kazzandra Ruaro
- Art-a-Thon Winners: 1st Place (Brilyn Aguilar and Kamaka Aquino); 2nd Place (Jeannelyn Beltran)
- 1st Place Tropical Productions STOMP Video Challenge (Teacher Kisha Borja-Quichocho)
- 1st Place 2012 Phone Book Round-Up

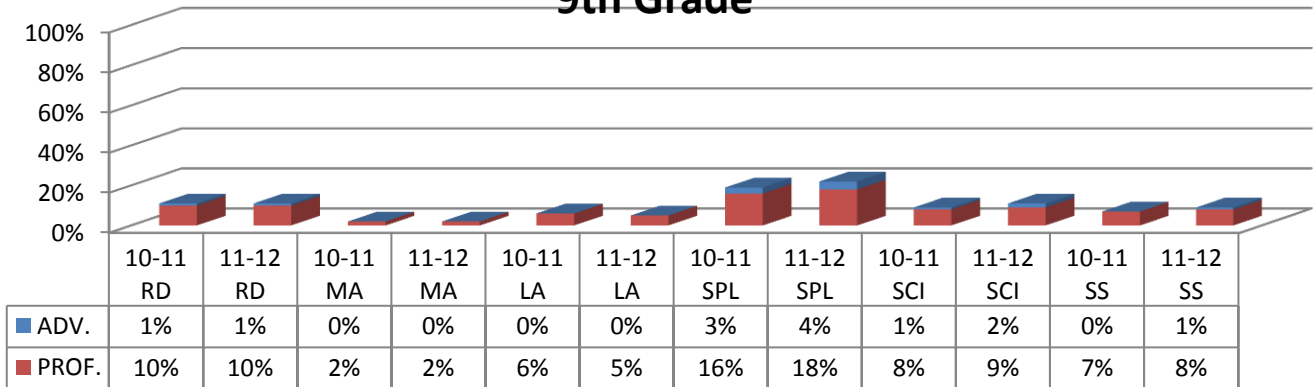
The SAT10 performance standards are content-referenced scores that reflect what students know and should be able to do in given subject areas. As a norm-referenced test, student scores are compared to the performance of a norm group, comprised of a national sample.

Performance Levels

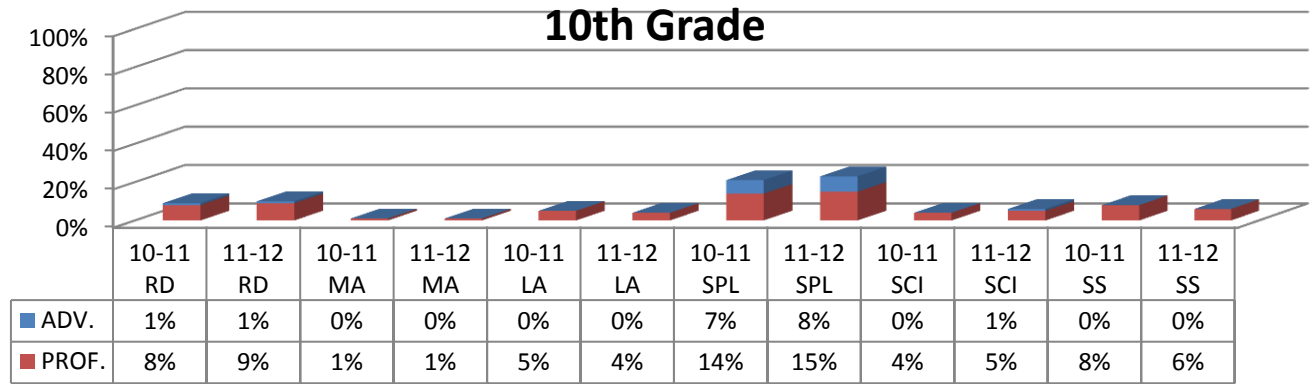
Level , Proficient
Level , Advanced

Represents **solid academic performance** indicating students are prepared for the next grade
Signifies **superior performance** beyond grade-level mastery

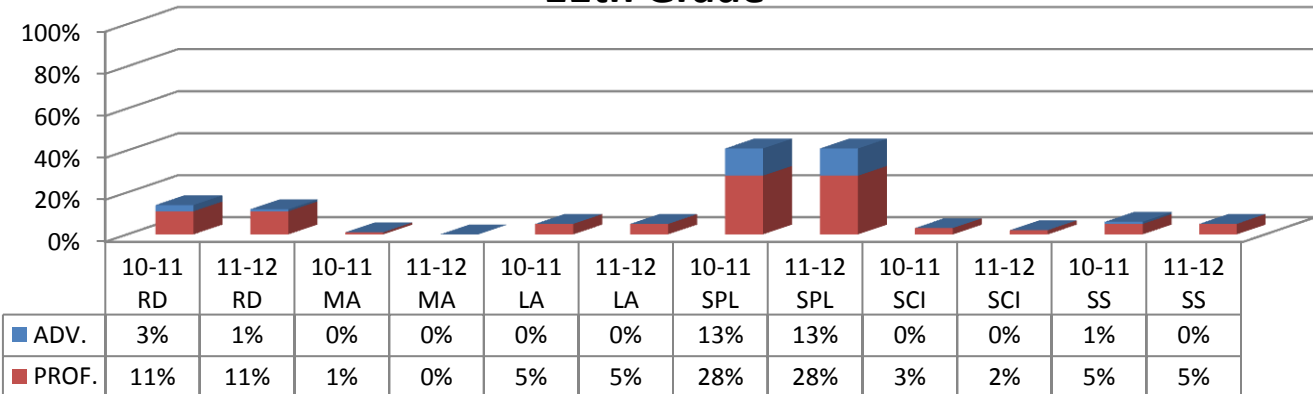
9th Grade



10th Grade



11th Grade



12th Grade

